

MPN シリーズ
SERIES

超小形化品
Ultra Miniaturized

- ・内部保安機構付きで安全性を高めています。
Safety construction.
- ・外装に難燃性(UL94 V-0)のエポキシ樹脂を使用していますので、安全性に優れています。
Coated with flame-retardant (UL94 V-0) epoxy resin.

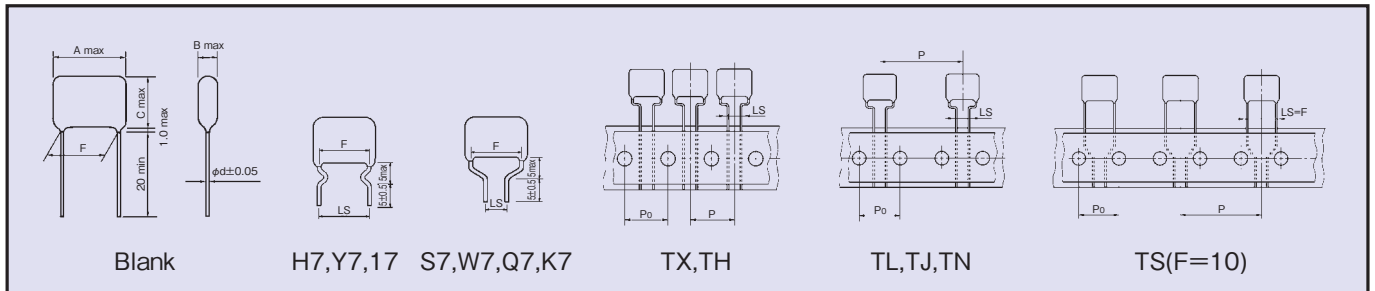


◆規格表 / SPECIFICATIONS

カテゴリ温度範囲/Category Temperature Range	-40°C~+85°C
定格電圧/Rated Voltage (U _R)	450Vdc, 630Vdc
静電容量許容差/Capacitance Tolerance	±5%(J), ±10%(K)
誘電正接/tanδ	0.001max at 1kHz
耐電圧/Voltage Proof	U _R ×150% 60s
絶縁抵抗/Insulation Resistance	C ≤ 0.33μF: 25000MΩmin C > 0.33μF: 7500ΩFmin
準拠規格/Reference Standard	JIS C 5101-16, JIS C 5101-1

◆寸法図 / DIMENSIONS

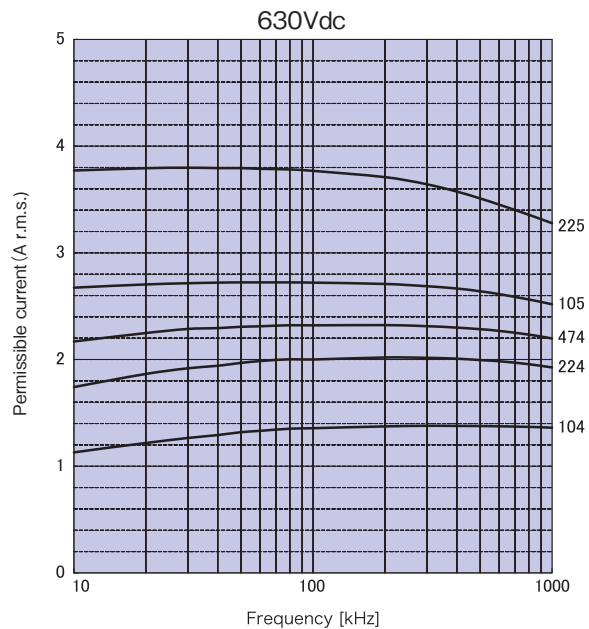
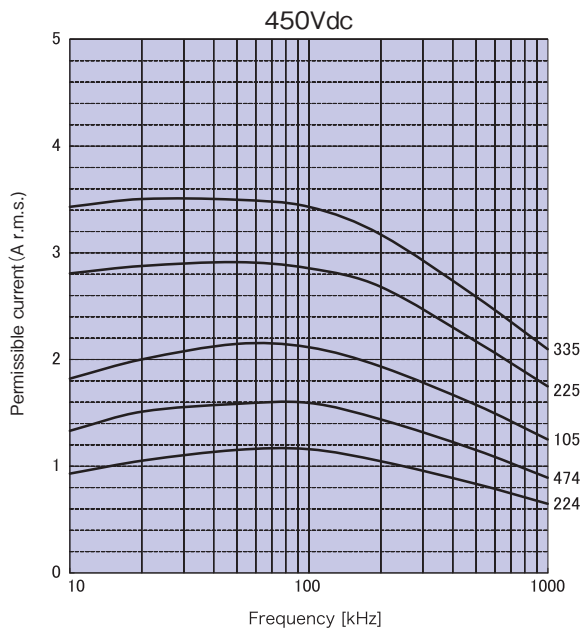
(mm)



◆呼称方法 / PART NUMBER



◆周波数に対する許容電流 / PERMISSIBLE CURRENT FOR FREQUENCY



◆標準品一覧表 / STANDARD SIZE

□ : 静電容量許容差記号 / Capacitance Tolerance

** : リード加工記号 / Lead Forming

定格電圧 Rated Voltage	静電容量 Cap(μF)	寸 法 Dimensions (mm)						標準梱包数 / Typical Packaging Quantity (pcs)								品 番 Part No.
		A	B	C	F±1.0	LS±0.5	d	ロングリード品 Long Lead type		テーピング(つづら)品・形状別 Taping Ammo Pack Type - Style						
								Bag	Carton	TC	TX, TH	TL, TJ	TN	TS		
450 Vdc	0.22	13.5	6.5	11.0	10.0	5.0/7.5/10.0	0.6	200	3,000	—	500	500	—	500	450MPN224□**	
	0.27	13.5	7.0	11.5	10.0	5.0/7.5/10.0	0.6	100	3,000	—	500	500	—	500	450MPN274□**	
	0.33	13.5	7.5	12.5	10.0	5.0/7.5/10.0	0.6	100	2,000	—	500	400	—	400	450MPN334□**	
	0.39	13.5	8.0	13.5	10.0	5.0/7.5/10.0	0.6	100	2,000	—	500	400	—	400	450MPN394□**	
	0.47	13.5	8.0	15.0	10.0	5.0/7.5/10.0	0.6	100	2,000	—	500	400	—	400	450MPN474□**	
	0.56	18.5	6.5	11.0	15.0	5.0/7.5/10.0/15.0	0.6	100	2,000	—	—	500	400	—	450MPN564□**	
	0.68	18.5	7.0	11.5	15.0	5.0/7.5/10.0/15.0	0.6	100	2,000	—	—	500	400	—	450MPN684□**	
	0.82	18.5	7.5	12.0	15.0	5.0/7.5/10.0/15.0	0.8	100	2,000	—	—	400	400	—	450MPN824□**	
	1	18.5	8.0	12.5	15.0	5.0/7.5/10.0/15.0	0.8	100	2,000	—	—	400	300	—	450MPN105□**	
	1.2	18.5	9.0	13.0	15.0	5.0/7.5/10.0/15.0	0.8	100	1,000	—	—	400	300	—	450MPN125□**	
	1.5	18.5	10.0	13.5	15.0	5.0/7.5/10.0/15.0	0.8	100	1,000	—	—	—	—	—	450MPN155□**	
	1.8	18.5	10.5	14.5	15.0	5.0/7.5/10.0/15.0	0.8	200	1,000	—	—	—	—	—	450MPN185□**	
	2.2	18.5	11.0	16.0	15.0	5.0/7.5/10.0/15.0	0.8	200	1,000	—	—	—	—	—	450MPN225□**	
	2.7	18.5	12.0	17.0	15.0	5.0/7.5/10.0/15.0	0.8	200	1,000	—	—	—	—	—	450MPN275□**	
	3.3	18.5	13.0	18.0	15.0	5.0/7.5/10.0/15.0	0.8	200	800	—	—	—	—	—	450MPN335□**	
3.9	18.5	14.0	19.5	15.0	5.0/7.5/10.0/15.0	0.8	200	800	—	—	—	—	—	450MPN395□**		
4.7	18.5	15.5	21.0	15.0	5.0/7.5/10.0/15.0	0.8	100	500	—	—	—	—	—	450MPN475□**		
630 Vdc	0.1	13.5	6.5	12.0	10.0	5.0/7.5/10.0	0.6	100	3,000	—	500	500	—	500	630MPN104□**	
	0.12	13.5	7.0	12.5	10.0	5.0/7.5/10.0	0.6	100	2,000	—	500	500	—	500	630MPN124□**	
	0.15	13.5	7.5	14.0	10.0	5.0/7.5/10.0	0.6	100	2,000	—	500	400	—	400	630MPN154□**	
	0.18	13.5	8.0	14.5	10.0	5.0/7.5/10.0	0.6	100	2,000	—	500	400	—	400	630MPN184□**	
	0.22	13.5	8.5	15.5	10.0	5.0/7.5/10.0	0.8	100	2,000	—	500	400	—	400	630MPN224□**	
	0.27	18.0	7.0	14.0	15.0	5.0/7.5/10.0/15.0	0.8	100	2,000	—	—	500	400	—	630MPN274□**	
	0.33	18.0	7.5	14.5	15.0	5.0/7.5/10.0/15.0	0.8	100	2,000	—	—	400	400	—	630MPN334□**	
	0.39	18.0	8.5	15.0	15.0	5.0/7.5/10.0/15.0	0.8	100	1,000	—	—	400	300	—	630MPN394□**	
	0.47	18.0	9.0	16.0	15.0	5.0/7.5/10.0/15.0	0.8	100	1,000	—	—	—	—	—	630MPN474□**	
	0.56	18.0	9.0	17.5	15.0	5.0/7.5/10.0/15.0	0.8	200	1,000	—	—	—	—	—	630MPN564□**	
	0.68	18.0	10.0	18.5	15.0	5.0/7.5/10.0/15.0	0.8	200	1,000	—	—	—	—	—	630MPN684□**	
	0.82	25.5	8.5	17.0	22.5	15.0/22.5	0.8	200	1,000	—	—	—	—	—	630MPN824□**	
	1	25.5	9.5	18.0	22.5	15.0/22.5	0.8	200	800	—	—	—	—	—	630MPN105□**	
	1.2	25.5	10.5	19.0	22.5	15.0/22.5	0.8	200	800	—	—	—	—	—	630MPN125□**	
	1.5	25.5	11.5	20.0	22.5	15.0/22.5	0.8	100	500	—	—	—	—	—	630MPN155□**	
1.8	25.5	12.5	21.0	22.5	15.0/22.5	0.8	100	500	—	—	—	—	—	630MPN185□**		
2.2	25.5	14.0	22.5	22.5	15.0/22.5	0.8	100	500	—	—	—	—	—	630MPN225□**		